

LOGIN VISUAL GUIDE

- 1 To create an SFSymphony+ account where you can watch available free digital concert events go to **sfsymphonyplus.org**. You're also invited to purchase additional single episodes or the entire season! It is recommended to bookmark this page for ease of access.
- 2 If you wish to purchase the entire digital season, click on the “**Subscribe**” button at the top of the page. This will direct you to a page where you may securely enter your payment information.



- 3 If you wish to begin watching free digital concert events, click on the green “**Subscribe Now**” button.



LOGIN VISUAL GUIDE

- 4 Enter your name, email address, and password. Click on the green “Join” button. Then, check your inbox for a confirmation email* (check your spam folder too).

Experience the SF Symphony in a new way!

Free to sign up! Plus, you can sync videos offline, save videos to watch later, and continue watching on any device.

Enjoy all of the Symphony's digital concerts and events in one place, including seven new SoundBox programs, five new CURRENTS episodes, and other special projects to be announced. The platform will also offer select programs free of charge, including our upcoming Chinese New Year Virtual Celebration, new chamber music performances, and previously released digital content.

Create your account

Already have an account? [Log in](#)

Name
Please enter a name

Email
Please enter an email

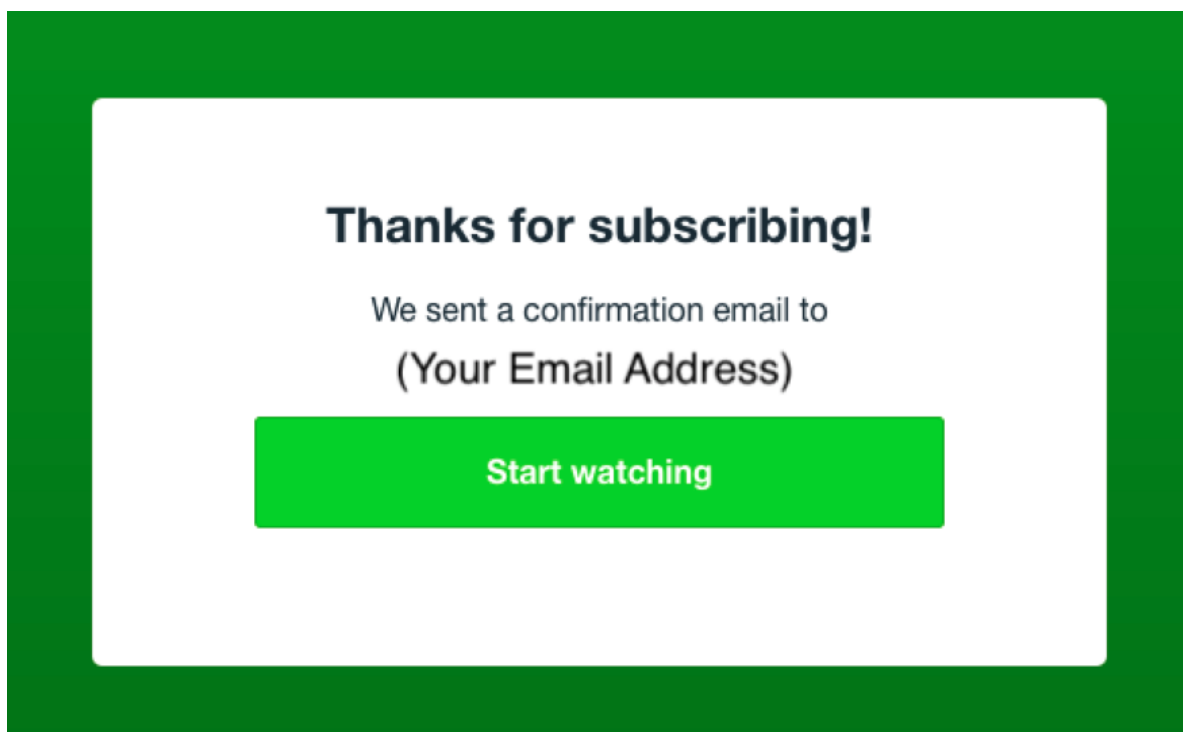
Password
Please enter a password with 8 or more characters

I agree to receive newsletters and product updates from SFSymphony+

[Join](#)

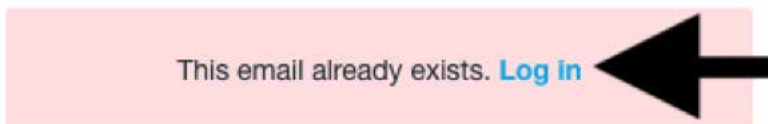
By joining, you agree to our [Terms of Service](#), [Cookies Policy](#), & [Privacy Policy](#), and represent that you are at least 16 years of age.

- 5 Start watching the Symphony in a new way!

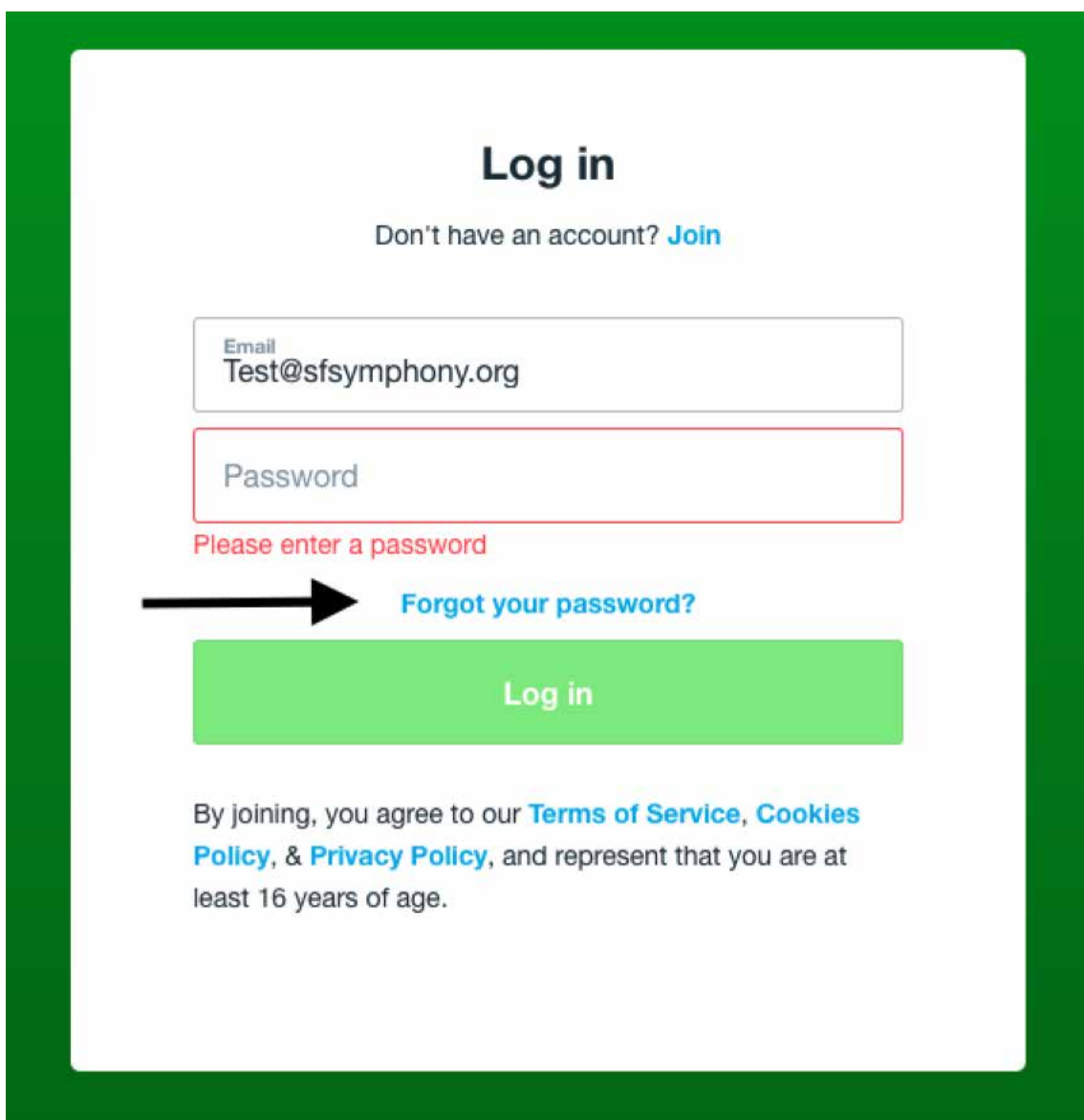


FORGOT YOUR PASSWORD?

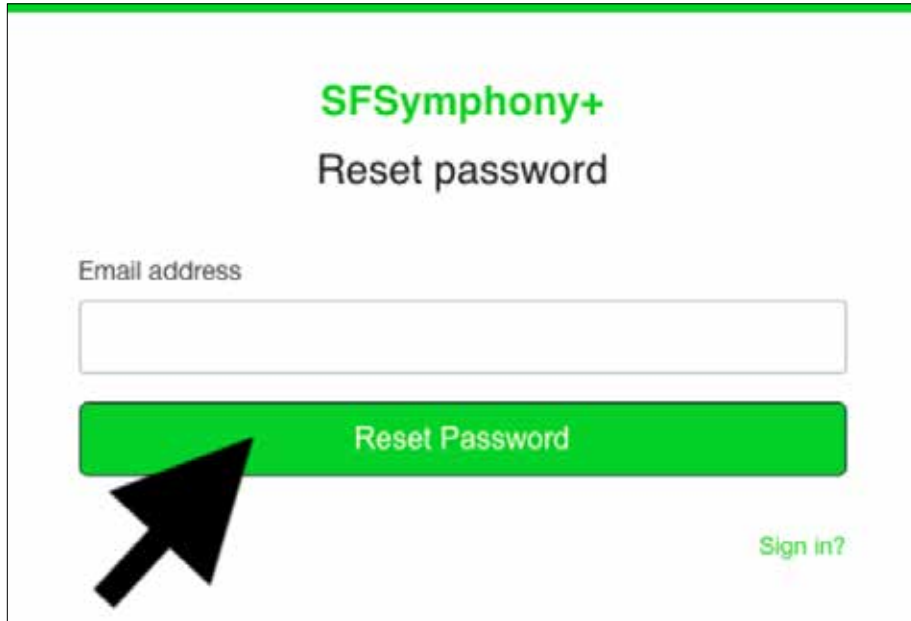
- 1 If you receive a message that the email address you've entered already exists but you don't recall the associated password, click on the blue "Log in" link.



- 2 Enter the email address associated with the login account and click the blue "Forgot your password" link.



- 3 Enter the email address associated with the login account and click the green “Reset Password” button.



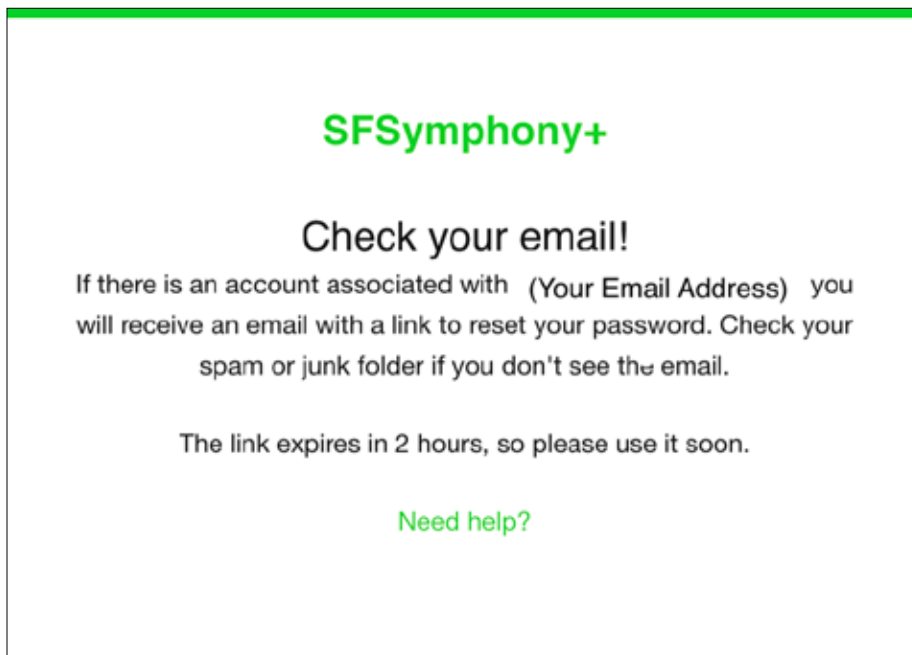
SFSymphony+
Reset password

Email address

Reset Password

[Sign in?](#)

- 4 Check your email inbox for this link (check your spam folder too).



SFSymphony+

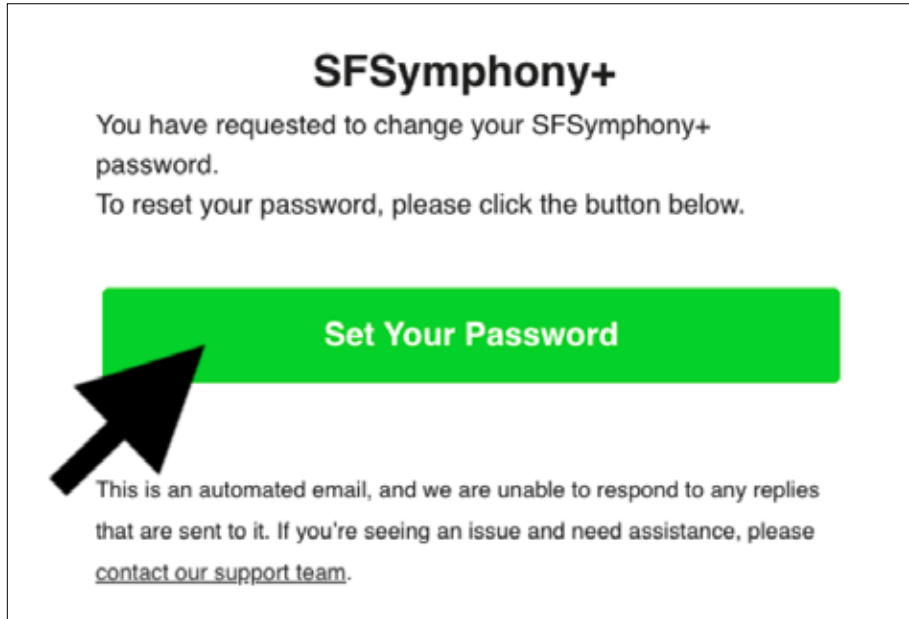
Check your email!

If there is an account associated with (Your Email Address) you will receive an email with a link to reset your password. Check your spam or junk folder if you don't see the email.

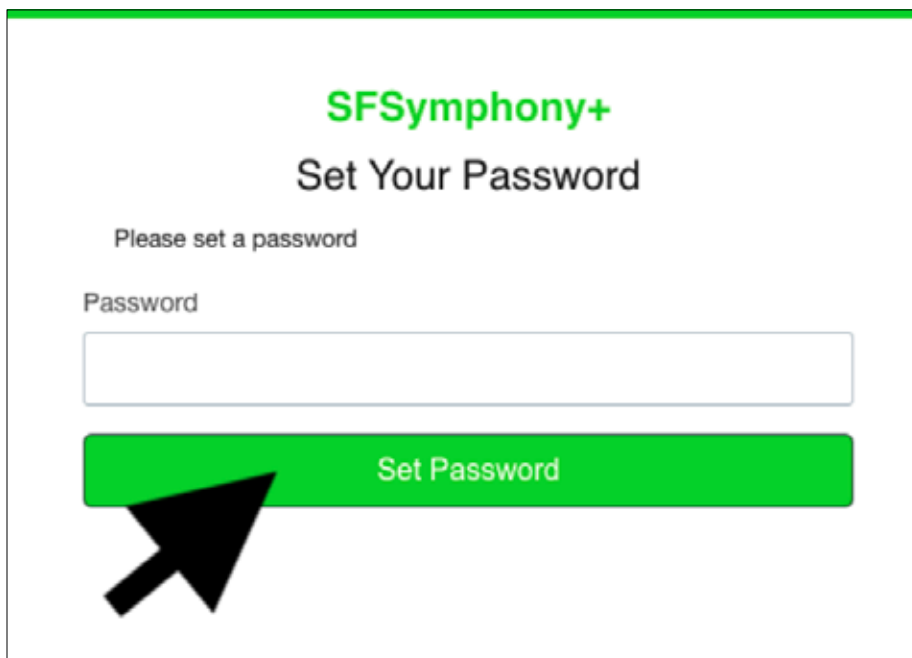
The link expires in 2 hours, so please use it soon.

[Need help?](#)

- 5 You will receive an email from **support@vhx.tv** inviting you to reset your password. Click on the green “Set Your Password” button.



- 6 Set a new password and then click the green “Set Password” button.



- 7 Enter your email address then click on the green “Next” button.

The screenshot shows the SFSymphony+ Sign in page. At the top, the logo 'SFSymphony+' is in green, followed by 'Sign in'. A grey message box states: 'Your password has been reset. Please sign in to continue.' Below this is an 'Email address' field with the placeholder text 'Enter your email address'. A large green button labeled 'Next' is positioned below the field, with a black mouse cursor pointing to it. In the bottom right corner, there is a link that says 'Need help?'.

- 8 Enter your new password. Then click on the green “Sign in” button. Start watching!

The screenshot shows the SFSymphony+ Sign in page. At the top, the logo 'SFSymphony+' is in green, followed by 'Sign in'. Below this is a 'Password' field with the placeholder text 'Enter your password'. A large green button labeled 'Sign in' is positioned below the field, with a black mouse cursor pointing to it. Below the 'Sign in' button, there is a link that says 'Don't know your password? Never set one? Reset your password'. At the bottom, there is a link that says 'Email me a sign in link'.

*Confirmation email may take up to 1-2 business days to arrive. If you have not received your welcome email after this time, please contact us by phone at **415.864.6000** or via email at **patronservices@sfsymphony.org**.